































Exams Assist Access Arrangements Icon Key

If the arrangement in your MIS or Exams Assist is named the same as the poster below, then the default icon will be displayed. Not all arrangements have a default icon, so centre's can select their own from those available in the Access Arrangements Module in Exams Assist.

*= Default

Reader *		Scribe *	
Supervised Rest Breaks *		Signer *	
Prompter *		Modified Language Paper *	
Alternative Room Arrangement *		Dictionary *	
Reading Pen *		Extra Time *	
Practical Assistant *		Computer Reader *	
Separate Room *		Mobile Device for Medical Reasons	
Medical		Laptop *	
Speech Recognition		Note	
Toilet		Fidget Toy	
Colour Blind		Braille	
Ear Defender		1:1	
Read Aloud		iPod	
Music		Large Print	
Food		Coloured Glasses	

Category of Risk

High		Medium		Low	
-------------	---	---------------	---	------------	---

Coloured Paper / Overlays

Green Paper *		Blue Paper *	
Green Overlay *		Blue Overlay *	
Yellow Paper *		Grey Paper *	
Yellow Overlay *		Grey Overlay *	
Red Paper *		Orange Paper *	
Red Overlay *		Orange Overlay *	
Purple Paper *		Pink Paper *	
Purple Overlay *		Pink Overlay *	
Coloured Paper *		Coloured Overlay *	
Peach Paper *		Butter Cup Paper *	
Peach Overlay *		Butter Cup Overlay *	
Aqua Paper *		Light Blue Paper *	
Aqua Overlay *		Light Blue Overlay *	
Lilac Paper *		Lilac Overlay *	